



Zambia Cholera Situation Report



Situation Report No. 31

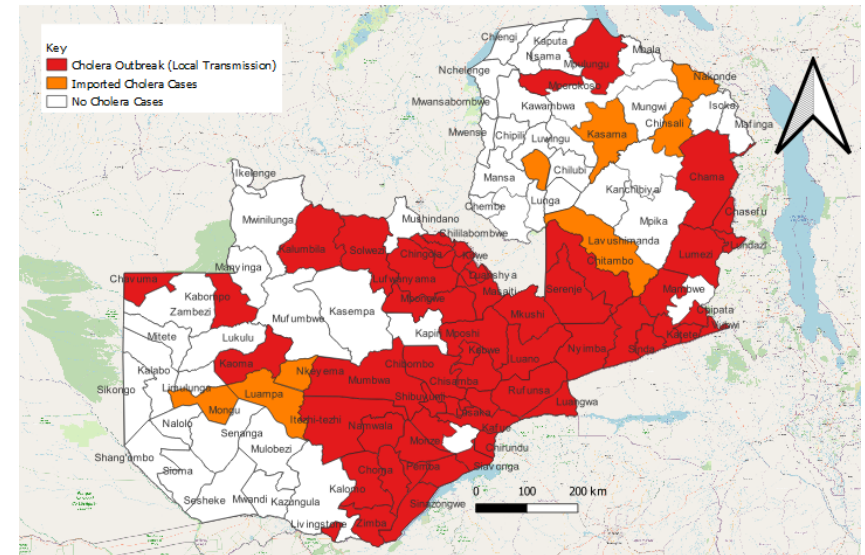
Situation Report as of 31st January 2024

Risk Level: High

Grade: 3

- No. of Provinces Reporting Cholera Cases: 10
- Total No. of Districts Reporting Cholera Cases: 70
- No. of Districts with Outbreaks: 61
 - Last 24 hours New Cases: 268
 - **Total Deaths: 7** (Facility Deaths: 3, Community Deaths: 4)
 - In admission: 390
 - Discharged: 329
 - Cumulative Cases: 16,526
 - **Health Facility Deaths: 250 (CFR: 1.5%)**
 - Cumulative Deaths: 613 (CFR: 3.7%)
- **A total of 1,859,846 (98.5%) of the target population have been vaccinated against cholera.**
 - ***Outbreak Districts = Evidence of local transmission.**
 - ****Total No. of Districts Reporting Cholera Cases: All districts reporting cases with travel history and outbreak districts.**

Cholera Situation, Zambia, 2024



Epidemiology Overview

Background: The first Province to record the current cholera outbreak was Lusaka Province confirming cases in the cholera-prone areas (peri-urban). Eastern Province followed and its cases were linked to Malawi and Mozambique. Then Northern, Central, Southern, Copperbelt and North-Western Provinces.

From October 2023 to date, ten provinces have reported cholera cases with seven provinces confirming cholera outbreaks (Local transmission). A total of 61 districts have confirmed local transmission of cholera.

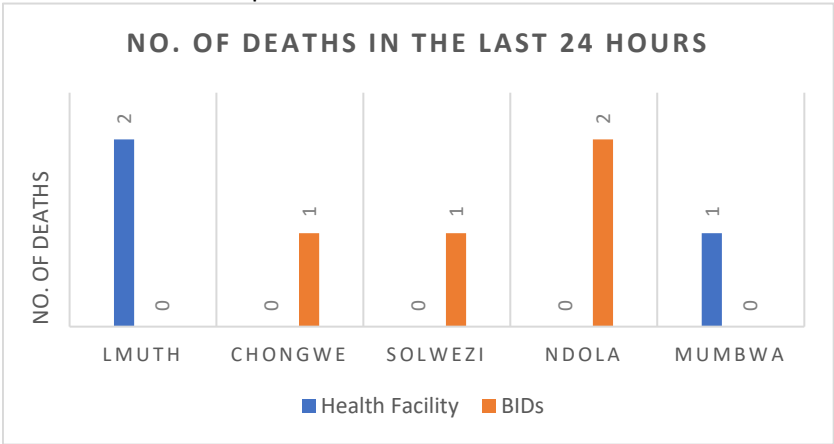
Muchinga, Western and Luapula Provinces have recorded imported cases and have heightened surveillance.

In the last 24 hours 268 cases. A total of 7 deaths were recorded in LMUTH, Chongwe, Ndola and Mumbwa. 390 cases are in admission with 329 discharged across all CTCs.

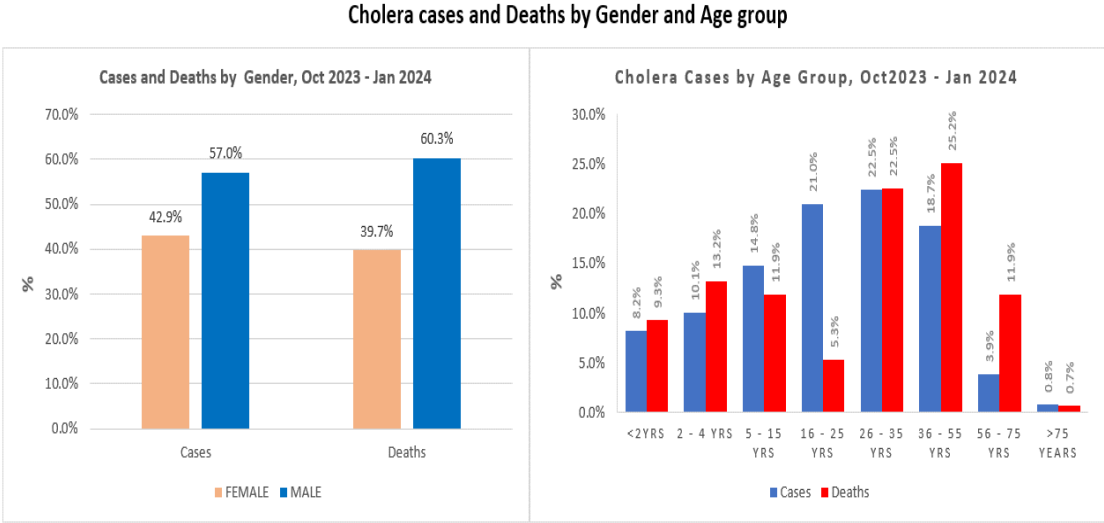
Summary of Cholera Cases by Province, Zambia, Oct 2023 – Jan 2024.

Province	No. of Districts Reporting	Population	Date of Reporting Index Case	Last 24 hours					Cumulatively						
				New Cases	HF Deaths	Comm Deaths	Discharges	In Adm	Cholera Cases	Cum. Discharges	HF Deaths	HF CFR (%)	Comm Deaths	Cum CFR	AR /100,000
Lusaka	6	3175740	14/10/2023	183	2	1	219	235	14,388	13,617	231	1.6	305	3.7	453.1
Central	11	2359786	16/12/2023	39	1	0	37	78	1,018	905	22	2.2	13	3.4	43.1
Southern	14	2464332	26/12/2023	14	0	0	35	34	391	343	12	3.1	2	3.6	15.9
Copperbelt	10	2874705	27/12/2023	14	0	2	24	23	309	276	10	3.2	0	3.2	10.7
Eastern	14	2532849	10/12/2023	8	0	0	9	9	185	171	4	2.2	0	2.2	7.3
N-Western	4	1335306	27/12/2023	10	0	1	4	10	173	148	9	5.3	4	7.5	13.0
Western	4	1,412,905	04/01/2024	0	0	0	1	1	33	31	1	3.0	0	3.0	2.3
Northern	3	1671608	11/12/2023	0	0	0	0	0	23	23	0	0.0	0	0.0	1.4
Muchinga	3	951,291	05/01/2024	0	0	0	0	0	5	5	0	0.0	0	0.0	0.5
Luapula	1	1,568,984	22/01/2024	0	0	0	0	0	1	1	0	0.0	0	0.0	0.1
GRAND TOTAL	70	20309547		268	3	4	329	390	16526	15520	250	1.5	363	3.7	81.4

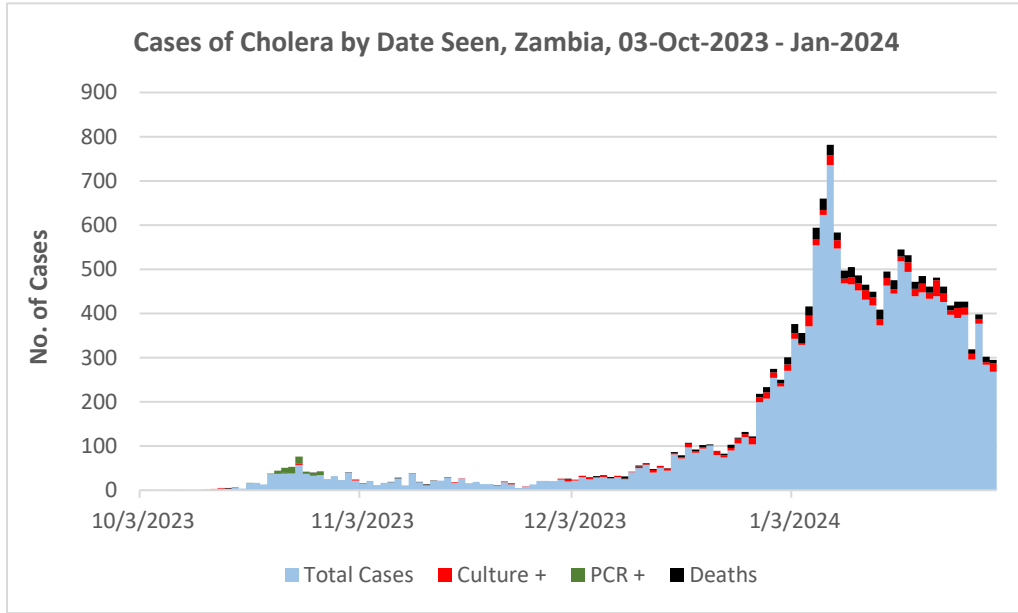
Number of deaths reported last 24 hours.



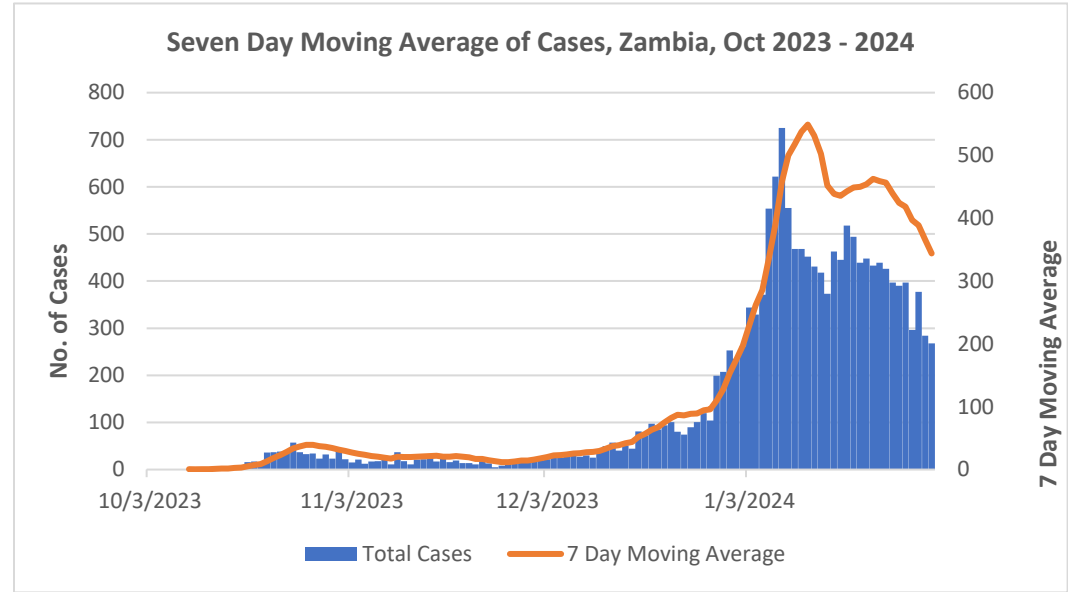
More males were affected and died of cholera than females. The age groups between 16 years and 55 years recorded higher numbers of cases. The age groups between 26 years and 55 years recorded higher numbers of deaths.



The national epi-curve shows that new cases are steadily decreasing.

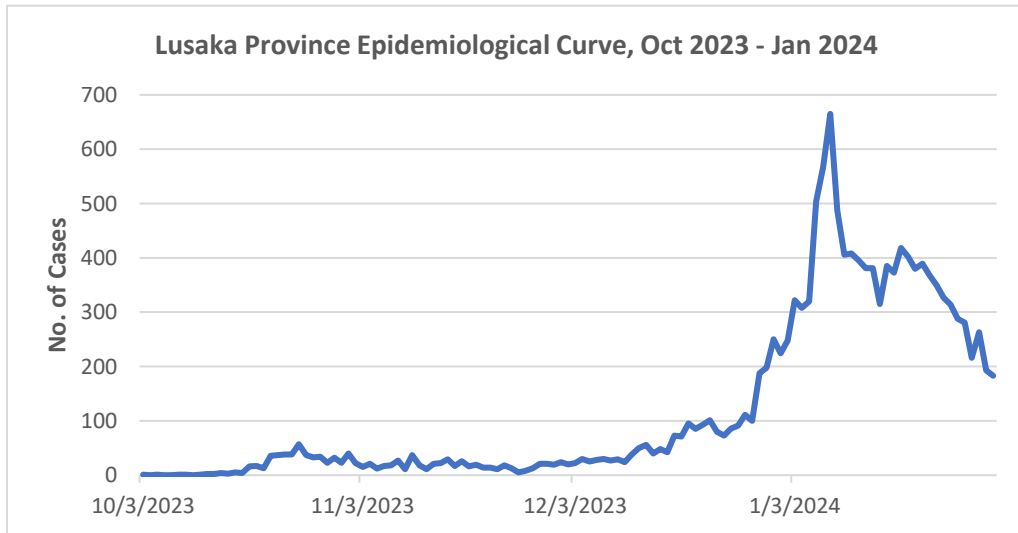


The seven-day moving average is decreasing.



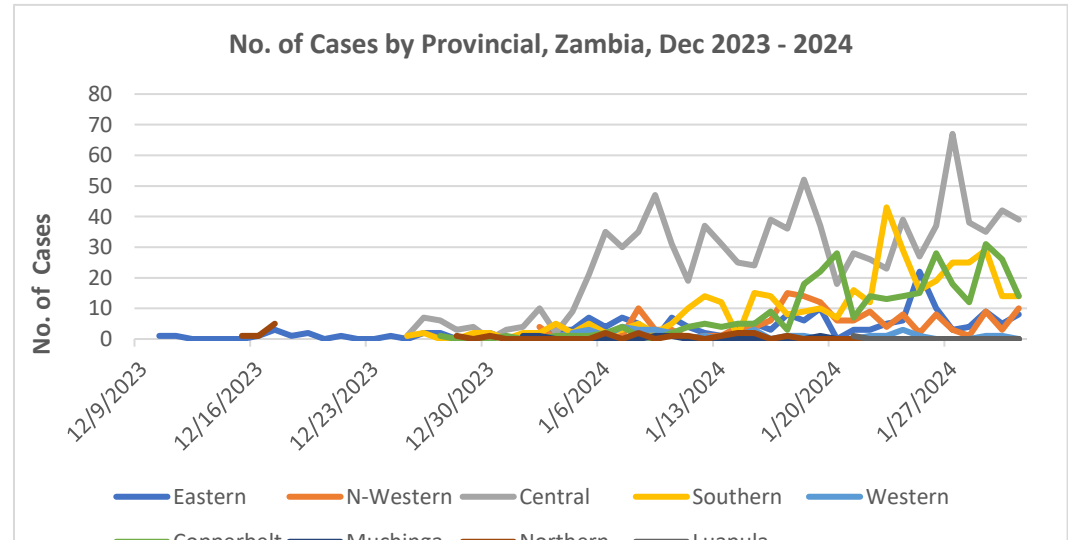
Lusaka Province Epidemiological Curve

Lusaka Province cases have significantly reduced.

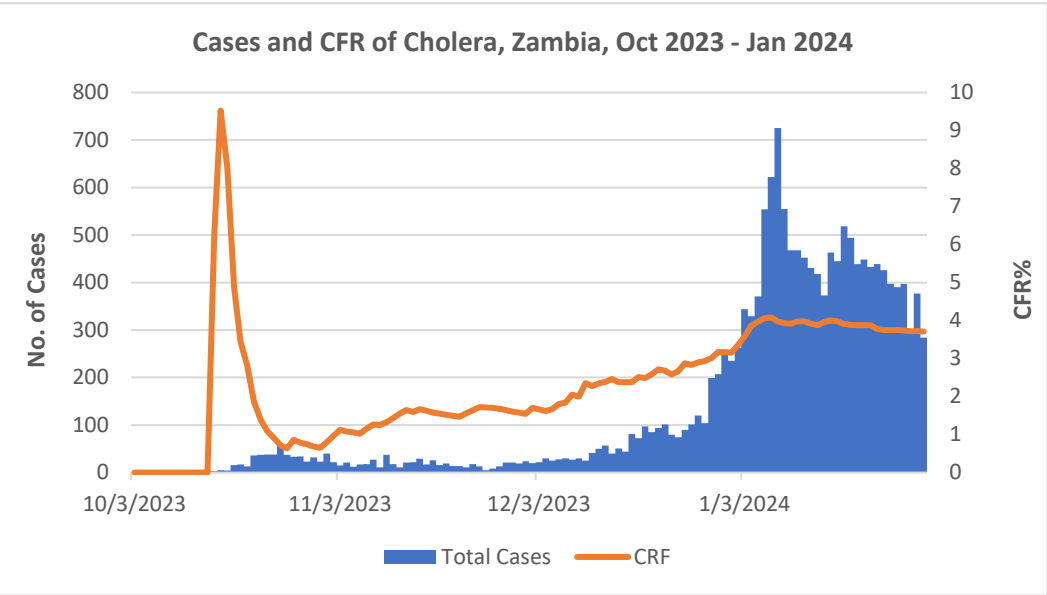


Other Province

The epi-curve for the provinces shows that cases for Central and Copperbelt are still high while Southern has observed some decrease in cases.

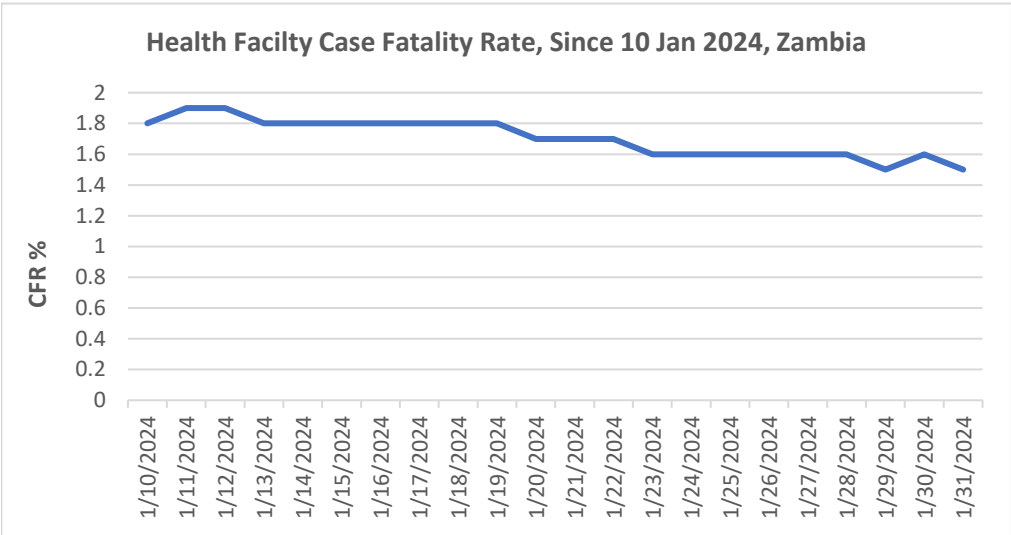


The cumulative CFR stands at 3.7%

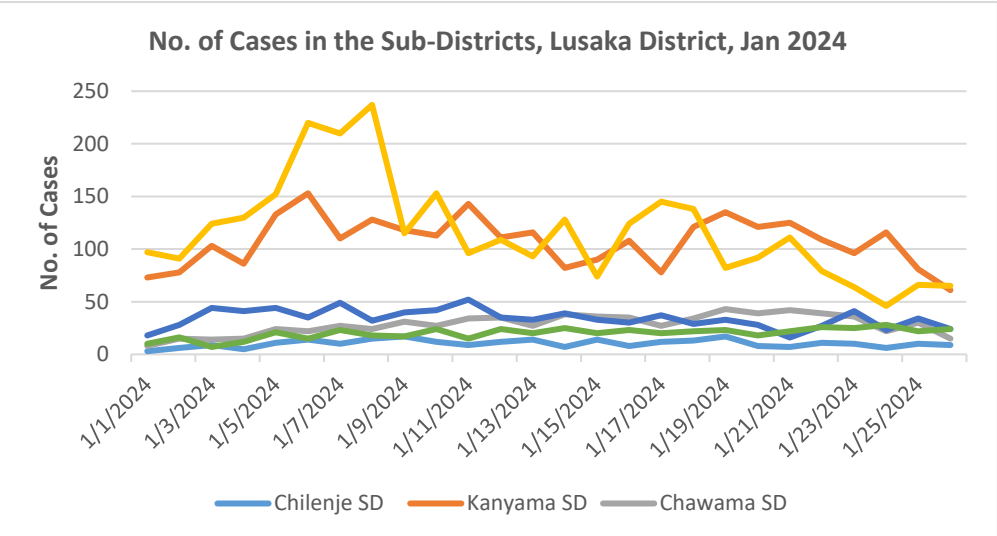


Health Facility Case Fatality Rate

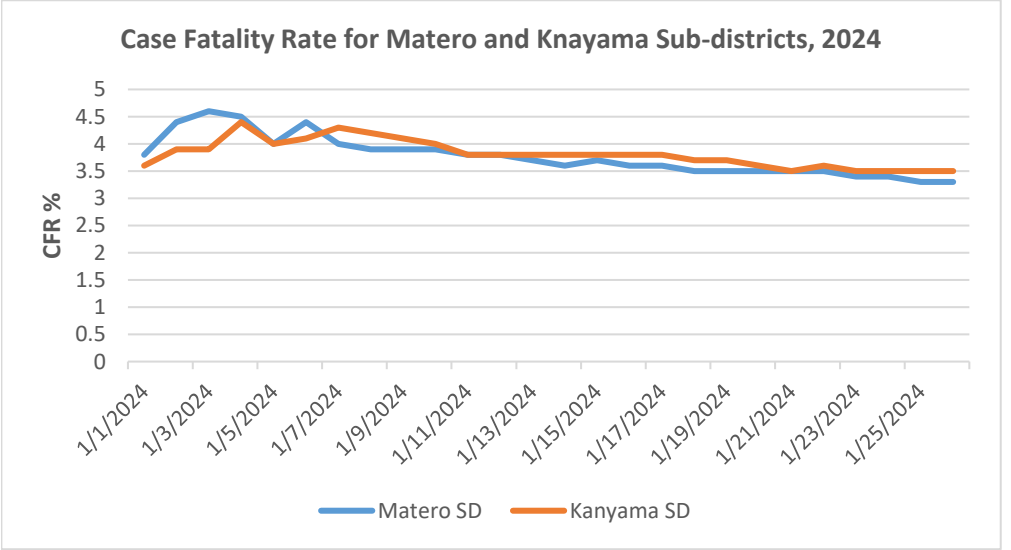
The health facility CFR of people who die in the health facility stands at 1.6%



Cholera cases in Lusaka are decreasing.



CFR for the two sub-districts is reducing.



Lab

Laboratory Results		
Province	Culture-Positive	PCR-Positive
Lusaka	410	153
Eastern	72	0
Central	62	0
Northern	3	0
Southern	50	0
Copperbelt	28	0
N-Western	75	0
Western	24	0
Muchinga	3	0
Luapula	1	0
Total	728	153

Public Health Actions

Coordination Pillar

1. The National Coordinator of the Disaster Management and Mitigation Unit hosts a weekly meeting of the National Disaster Management Technical Committee Meeting to coordinate water, sanitation and resources being channeled to the response. Senior members of staff representing the different stakeholders including the line ministries, co-operating partners, Lusaka Water and Sewerage Company (LWSC), Lusaka City Council (LCC), Disaster Management and Mitigation Unit (DMMU), Defense Forces, as well as WASH and health promotion teams attend.
2. The Honorable Minister of Health, Ms. Sylvia T. Masebo MP, hosts a daily media briefing to update the public on the statistics and the current status of the cholera response activity.
3. The Government of Zambia continues to draw resources from its treasury to support the response, including the provision of clean and safe water, waste management, health promotion and clinical management.
4. His Excellency the Republican President Mr. Hakainde Hichilema visited the cholera treatment centre at Hero's Stadium on 10th January 2023
5. WHO coordinating the International EMTS now in country to support the response from various agencies such as UKHSA, MSF, CDC, WHO and Africa CDC

Public Health Actions Continued...

RCCE

1. Training of the 2500 CBVs in Lusaka District, 800 in Chilanga, 800 in Chongwe, 800 in Luangwa and 800 in Kafue Districts, total of 5700 CBVs is scheduled from 8th to 9th January 2024
2. Enhanced Risk communication and community engagement activities (door-to-door sensitization, radio shows, TV updates and interviews etc.)

Surveillance

1. Heightened Surveillance in all provinces to enhance early detection and response to cases.

Case Management

1. Abridged guidelines have been completed and to be shared.
2. ORP assessment underway for Lusaka with objective of ensuring provision of at least Plan A patients.

WASH

1. Enhanced water, sanitation, and hygiene interventions including chlorine distribution, and water quality monitoring, disinfection, and inspections.
2. As at 14/01/2024, 175/300 water tanks have been installed and supplied with water in Lusaka.
3. 305/20000 pit latrines have been emptied across the city. Challenges include that some places are inaccessible by the vacuum tanks.
4. Integrated solid waste company has done 52 loads out of 2000 for the removal of historical solid waste
5. Identification and super chlorination of shallow wells- 360.
6. As of 27/01/2024, 75/114 (66%) of the installed tanks in Lusaka District .

School Assessments by Province as of 23/01/2024

Province	Target	Total cumulative inspected	Total cumulative compliant	Last 24 hrs. total inspected	Last 24 hours total complying	% Complying last 24hrs
Western	1328	837	599	41	37	90
Northern	1074	699	508	99	79	79
Eastern	1633	1483	1194	432	366	85
Luapula	825	825	698	0	0	0
Muchinga	729	565	417	38	27	86
Lusaka	2230	759	623	225	148	66
Central	1272	762	667	157	137	87
Southern	1332	424	302	61	48	79
Copperbelt	1425	543	490	46	38	83
N/Western	1252	799	580	105	87	83
National	13100	7696(58%)	6078(79%)	1204	967	80

Vaccinations

Oral Cholera Vaccination Report

A total of 1,859,846 (98.5%) of the target have been vaccinated. 47% males and 53% females have been vaccinated.

District/Sub-	Eligible Population	Target in Hot spots	Number Vaccinated		Coverage (%)
			Day 16 (Last 24hrs) 31.1.24	Total Vaxed	
Chawama	440,881	440,881	1,182	383,543	87%
Chipata	458,467	458,467		460,096	100%
Kanyama	510,125	376,329		393,430	104.5%
Matero	494,881	313,467	27	314,720	100%
Rufunsa	81,600	40,000		39,999	100%
Chongwe	324,963	122,963		122,963	100%
Chilanga	232,503	100,000		112,876	113%
Luangwa	36,005	36,005		30,978	86%
Fishing Camp	-	(1241)		1241	100%
Total	2,579,425	1,888,112	1209	1,859,846	98.5%

Oral Cholera Vaccination in Healthcare workers

S/n	CTC	Vaccinated in last 24hrs	Total Vaccinated
1	Heroes Stadium	12	2481
2	Levy Hospital	0	291
3	Lusaka Province CTCs	23	1180
	Total	35	3952

Oral Cholera Vaccination in Correctional Facilities

S/n	Facility	Officers Vaccinated	In-mates Vaccinated		Total Vaccinated
			Male	Female	
1	Chainama CSC	0	108	61	169
2	Central Prison	15	1022	220	1242
3	Kamwala Remand	3	108	0	108
4	Mwembeshi Prison	72	1939	0	1939
5	Rufunsa Prison	1	85	0	85
	Total	91	3262	281	3634

Case Management

Oral Rehydration Points Performance in Lusaka District

A total of 177,078 have visited the ORPs, 153,900 have been given ORS and 1,497 referred to health facilities.

Sub-District	No Of ORP Sites	People Visited ORPs	People Given ORPs	Referred To Hf	People Visited ORPs	People Given ORS	Referred To Hf
CHELSTONE	25	312	136	0	9771	3361	31
MATERO	37	1277	1112	15	26914	23,597	745
CHIPATA	30	2,113	2,113	0	47,233	46,910	193
CHAWAMA	35	2217	1036	5	41038	29841	334
CHILENJE	24	654	525	0	11,510	10,255	1
KANYAMA	36	1,487	1,487	4	40,612	39,936	193
District	187	8060	6409	24	177078	153900	1497

Operational Response Gaps

1. Rapid escalation of cases is a strain on the health care provision for other essential services.
2. Poor health-seeking behaviours of men in the communities with low risk perception hence continued recording of community deaths
3. Transmission of cases outside of Lusaka causing exacerbation of the outbreak
4. Poor sanitation coverage in the affected areas, worsened by inaccessible roads and flooding in at-risk areas which has hampered patient transfer to the ORPs and also emptying of pit latrines by LSWC.
5. Steady increase in COVID-19 cases.

Way forward

1. Need for additional human resources and commodities at Hero's Stadium and other CTCs in the subdistricts to ensure that essential health services are not disrupted.
2. Scale up the provision of safe "chlorinated" water in the affected communities, with ongoing water quality monitoring for free residual chlorine.
3. Prepositioning of commodities to other provinces with prior risk assessments being done to ensure outbreaks in those areas can be mitigated using a CATI approach.
4. Enhance community engagement to increase awareness of the outbreak and protective factors for cholera tailored to the affected communities.

WASH Challenges



For more information, please contact the following:

Contact Details

Name		Phone Number	Email Address
Roma Chilengi	Director ZNPHI	+260973724935	chilengir@yahoo.com
Dr Kapina	Director Surveillance	+260966841062	nkapata@gmail.com
Prof Kapata	Director EPR	+260977427584	mkapina100@gmail.com
Dr Nyuma Mbewe	Cholera Coordinator	+260977186511	nymbewe@gmail.com