

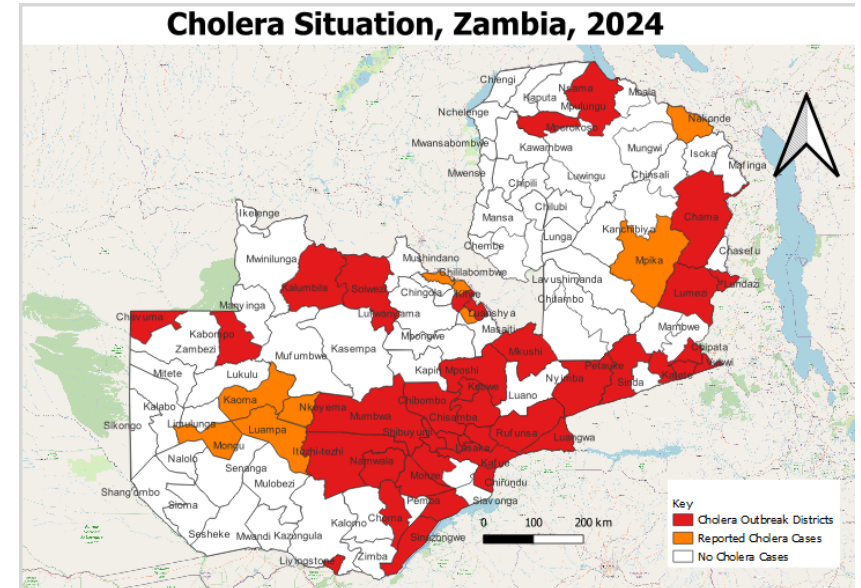


Zambia Cholera Situation Report



Sitrep No. 12

- Cases and Deaths as of: 12/01/2024
- No. of Provinces Reporting Cholera Cases: 9/10
- Total No. of Districts Reporting Cholera Cases: 51
- No. of Districts with Outbreaks: 40
 - Last 24 hours New Cases: 452
 - New Deaths: 18
 - In admission: 821
 - Discharged: 400
- Cumulative Cases: 8,724
- Cumulative Deaths: 351 (CFR: 4.0%)
- Western and Muchinga Provinces have recorded imported cases.
- Luapula Province remains at high alert.
- ***Outbreak Districts = Evidence of local transmission.**
- ****Total No. of Districts Reporting Cholera Cases: All districts reporting cases with travel history and outbreak districts.**



Epidemiology Overview

Background: The current cholera outbreak started with Lusaka Province confirming cases in the cholera-prone areas (peri-urban). Eastern Province followed and cases were linked to Malawi and Mozambique. Then Northern, Central, Southern, Copperbelt and N-Western Provinces.

From October 2023 to date, nine provinces have reported cases of cholera with seven provinces confirming cholera outbreaks. A total of 40 districts have confirmed local transmission of cholera.

Cumulative cases stand at 8,724 with 351 deaths (CFR: 4.0%).

Muchinga and Western Provinces cases are imported from Lusaka and have heightened surveillance.

In the last 24 hours 452 cases. A total of 18 deaths were recorded in Lusaka’s Chawama, Chipata, Kanyama, Matero, Heroes CTC, LMUTH, Chilanga and Itezhi Tezhi. 821 cases are in admission with 400 discharged across all CTCs.

Table 1. Summary of Cholera Cases by Province in Lusaka, Eastern, Central, Northern, Southern, Copperbelt, N-Western, Western and Muchinga Provinces.

Province	No. of Districts Reporting	Population	Date of Reporting	Last 24 hours				Cumulatively				
				New Cases	New Deaths	Discharges	In Adm	Cholera Cases	Cum. Discharges	Deaths	CFR (%)	AR /100,000
Lusaka	6	3175740	14/10/2023	396	16	360	718	8179	7123	338	4.1	257.5
Eastern	11	2532849	10/12/2023	2	0	6	4	67	62	1	1.5	2.6
Northern	2	1671608	11/12/2023	0	0	0	2	18	16	0	0.0	1.1
Central	7	2359786	16/12/2023	37	0	21	69	336	263	4	1.2	14.2
Southern	10	2464332	26/12/2023	14	2	3	16	54	34	4	7.4	2.2
Copperbelt	5	2874705	27/12/2023	0	0	5	4	21	17	0	0.0	0.7
N-Western	4	1335306	27/12/2023	1	0	1	1	26	23	3	11.5	1.9
Western	4	1,412,905	04/01/2024	2	0	4	7	20	12	1	5.0	1.4
Muchinga	2	951,291	05/01/2024	0	0	0	0	3	3	0	0.0	0.3
GRAND TOTAL	51	20309547		452	18	400	821	8724	7553	351	4.0	43.0

Laboratory Results

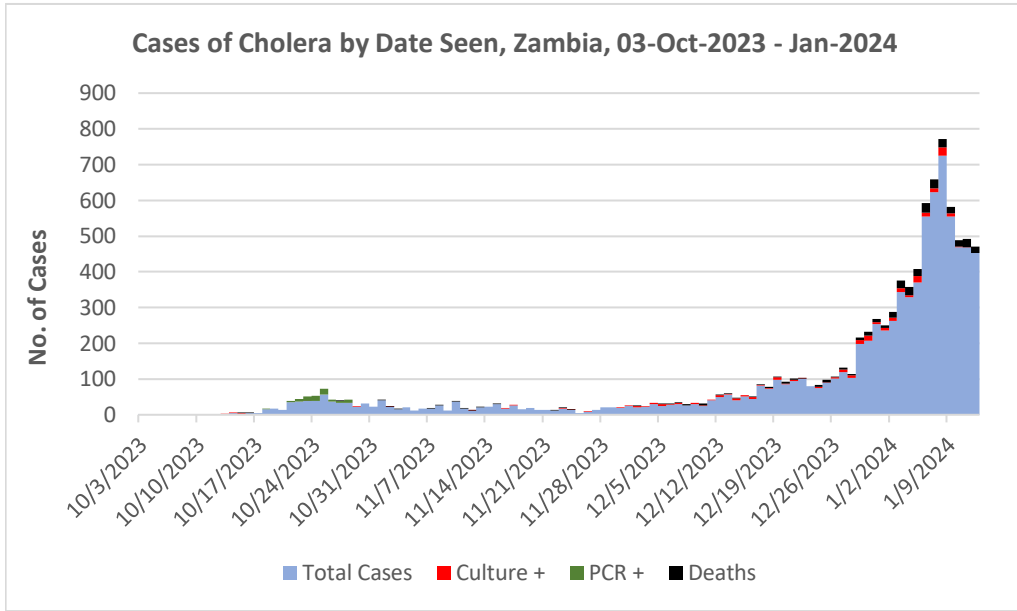
Laboratory Results		
Province	Culture-Positive	PCR-Positive
Lusaka	232	153
Eastern	25	0
Central	16	0
Northern	3	0
Southern	4	0
Copperbelt	11	0
N-Western	5	0
Western	4	0
Muchinga	1	0
Total	301	153

Distribution of Cases by Age Band – National Picture as at 9th Jan, 2024.

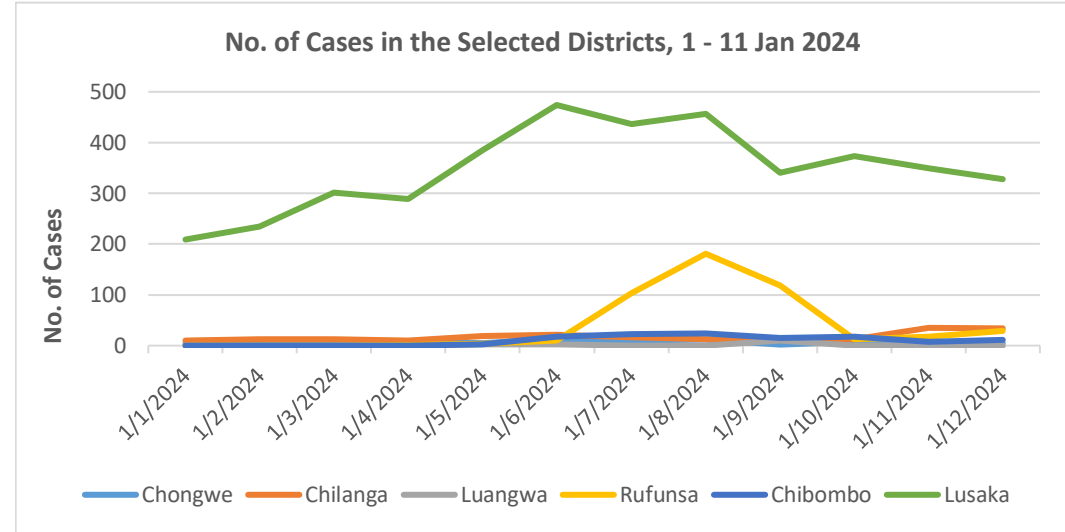
Indicator	Number of Cases (%)
Under 1 year	553 (7.6%)
1-4 years	1769 (24%)
5-10 years	818 (11.1%)
11-15 years	383 (5.2%)
Above 15 years	3819 (51.8%)
National Picture	7343

1Disclaimer - the reported cases by age band presented herein reflect the current trends and data available at the time of reporting. Its important to recognize that these trends are subject to change and can fluctuate daily based on number of new cases

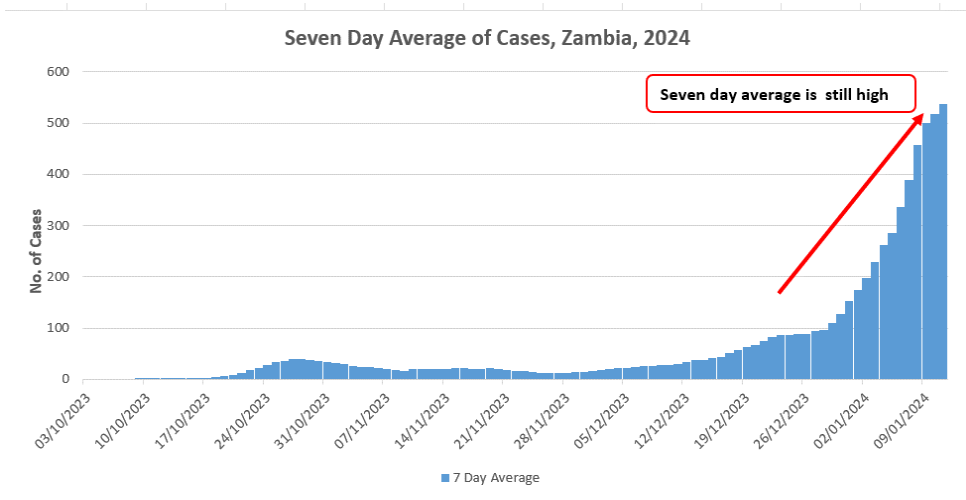
The epi-curve shows a general reduction in cases.



Lusaka District has observed a gradual decline in cases. Rufunsa had a spike of cases and has since declined but still recording high attack rate.



The seven-day average is still high.



Matero Sub-district has recorded a significant decline in case.

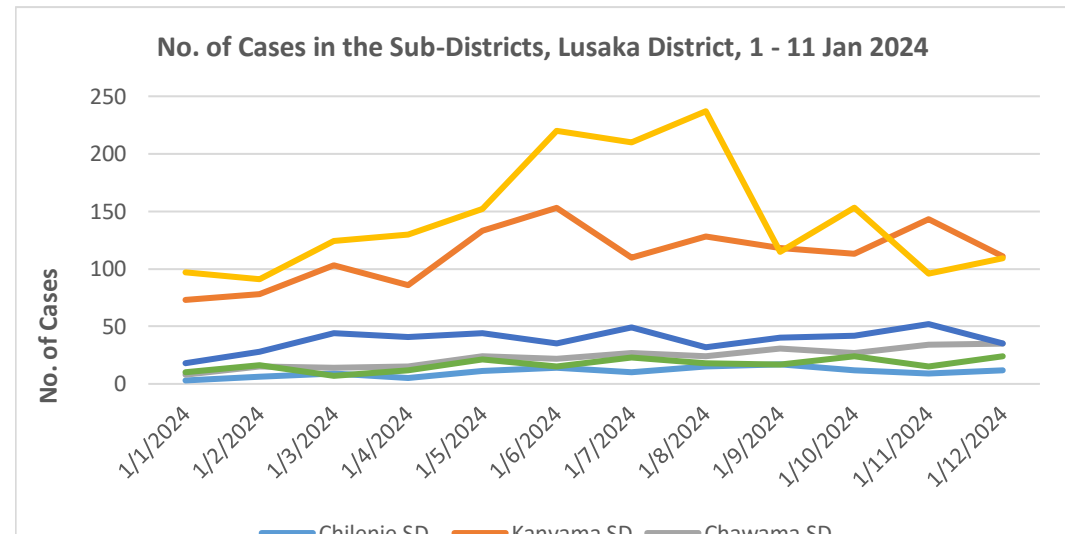
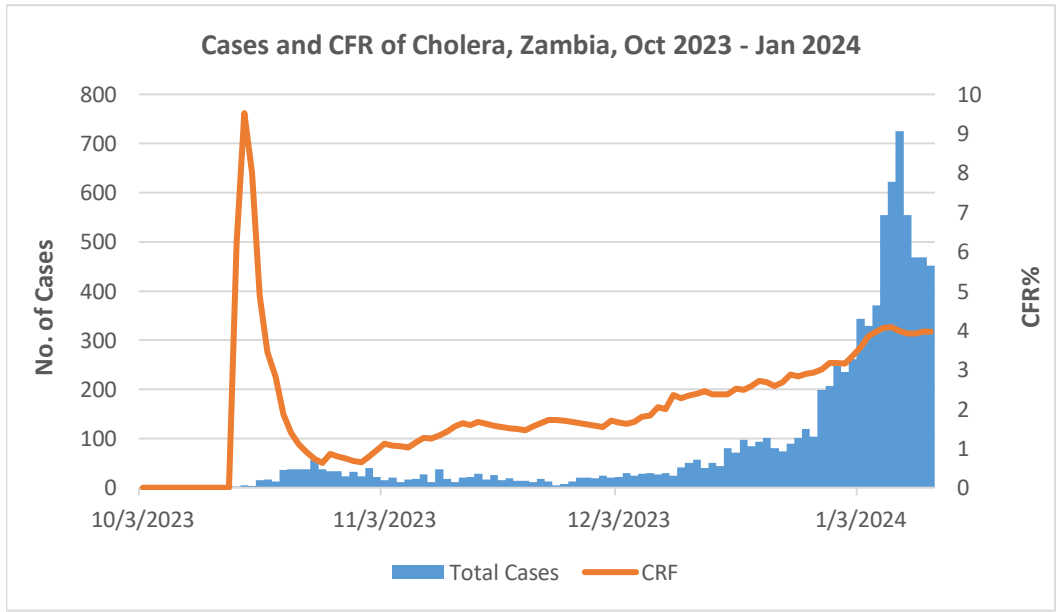


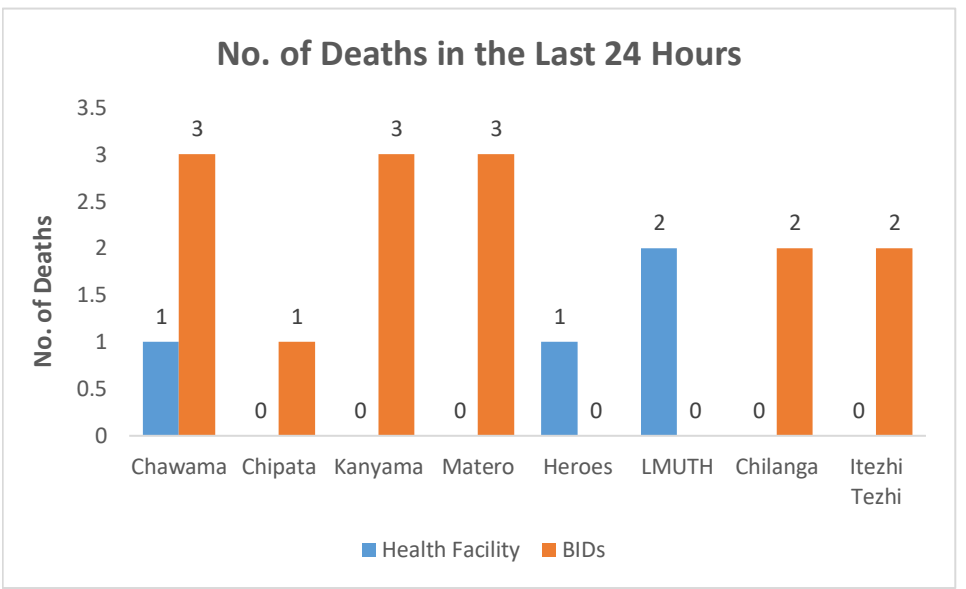
Table 3. Summary of Cholera Deaths by Facility Deaths and BIDs

Province	Deaths in the Last 24 Hours			Cumulative Deaths		
	Facility Deaths	BID	Total	Facility Deaths	BID	Total
Lusaka	4	12	16	154	184	338
Southern	0	2	2	2	2	4
N-Western	0	0	0	0	3	3
Western	0	0	0	0	1	1
Eastern	0	0	0	0	1	1
Central	0	0	0	3	1	4
Total	4	14	18	159	192	351

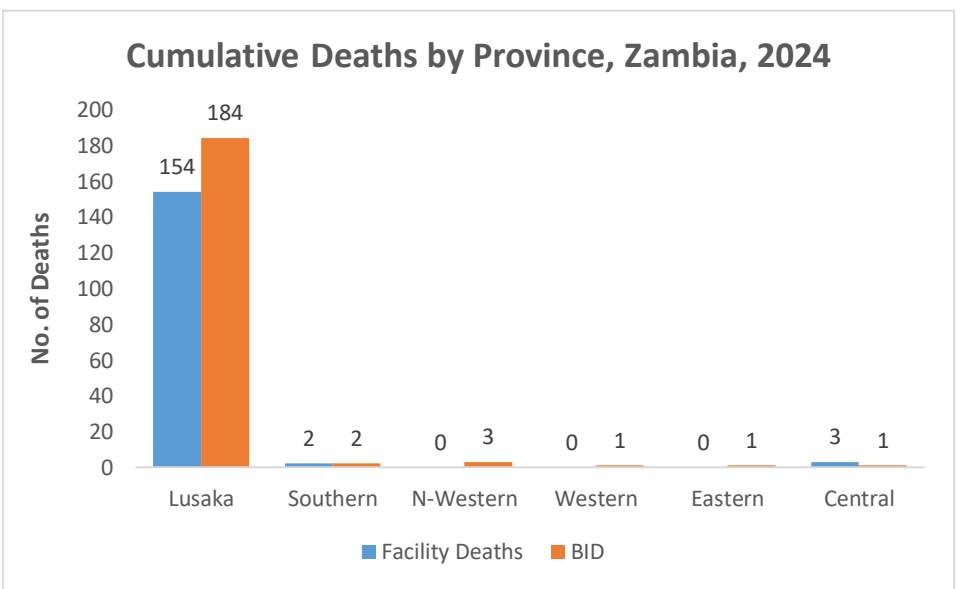
The case fatality rate is still high.



Number of deaths reported last 24 hours.



There are more Brought in Dead (BIDs) than facility deaths



Key Priority Activities

Coordination Pillar

1. His Excellency the Republican President Mr. Hakainde Hichilema visited the cholera treatment center at Hero's Stadium on 10th January 2023
2. Heroes CTC opened and currently has a bed capacity of 1000 patients plus 200 beds at LMUTH
3. 78 vehicles have been mobilized by DMMU to support the cholera response, through the controllers of government transport, with 6 additional vehicles from the UN Agencies
4. Continued receiving support from Partners Like WHO, Red Cross, CDC, JICA, UNICEF, World Bank, UKHSA, CRS, UNHCR, World Vision, John Snow Health Ox-fam and serve the children in different response pillars of the outbreak.
5. Commercial partners support: K1million from Zanaco, and Trade Kings donated 3000 shippers of liquid chlorine, hand sanitizer and other IPC commodities

WASH

1. Enhanced water, sanitation, and hygiene interventions including chlorine distribution, and water quality monitoring, disinfection, and inspections.
2. As at 09/01/2024, 102/300 water tanks have been installed and supplied with water in Lusaka
3. 160/20000 pit latrines have been emptied across the city
4. Past 10 days, Environmental Health interventions - Solid waste collection and disposal- 216 loads by 30 = 5850 tonnes.
5. Identification and super chlorination of shallow wells- 360.

RCCE

1. Training of the 2500 CBVs in Lusaka District, 800 in Chilanga, 800 in Chongwe, 800 in Luangwa and 800 in Kafue Districts, total of 5700 CBVs is scheduled from 8th to 9th January, 2024
2. Enhanced Risk communication and community engagement activities (door-to-door sensitization, radio shows, TV updates and interviews etc.)

Surveillance

1. Heightened Surveillance in all provinces to enhance early detection and response to cases.
2. Continued receiving support from Partners Like WHO, Red Cross, CDC, JICA, UNICEF, World

Vaccinations

1. Shipment of the ICG-approved 1,400,000 million doses set to arrive on 14.01.24 with campaign to commence immediately
2. CATI strategy being prepared to integrate vaccination with WASH and RCCE interventions

Operational Response Gaps

1. Poor sanitation coverage in the affected areas.
2. Transmission of cases outside of Lusaka causing exacerbation of the outbreak
3. Challenge of following cholera cases and implementation of cholera interventions across international borders in Luangwa and Petauke District.
4. Rapid escalation of cases is a strain on the health care provision for other essential services

Recommendations

1. Continue the whole of society response activity, with improved risk communication and community engagement in this fight against cholera
2. Need for additional human resources and commodities at Hero's Stadium and other CTCs in the subdistricts
3. Scale up the provision of safe "chlorinated" water in the affected communities, with ongoing water quality monitoring
4. Continue engagement with other line ministries and partners to support the responses
5. Repositioning of commodities to other provinces

President Hichilema visiting patients in the CTC



Water Quality Monitoring of the Installed Tanks



Mapping of cases in red with the water points in yellow that have been placed by LSCW in response to this outbreak