



Zambia Cholera Outbreak | Situation as of 11th December 2023



Risk Level: High; Grade 3 Event Sitrep No.88

Situation Awareness/ Highlights

Data as 11th December 2023

National Cumulative
Cases: 2,163
Deaths: 50
CFR: 2.3%

Districts Reporting Cases: 5

Lusaka Province
New Cases previous 24hrs: 38
Currently in admission: 56
Discharge Previous 24hrs: 30
Deaths in previous 24hrs: 0

Cumulative Cases: 1,279
PCR Positive: 79, Culture: 24
Cumulative Deaths: 32, CFR: 2.5%
Attack Rate: 39.1

Lusaka District
New Cases last 24hrs: 35
Cumulative Cases: 1,279
Cumulative Deaths: 24 (CFR: 2.3%)

Chongwe District
New Cases last 24hrs: 0
Cumulative Cases: 56
Cumulative Deaths: 3 (CFR: 5.4%)

Luangwa District
New Cases last 24hrs: 0
Cumulative Cases: 126
Cumulative Deaths: 3, (CFR: 2.4%)

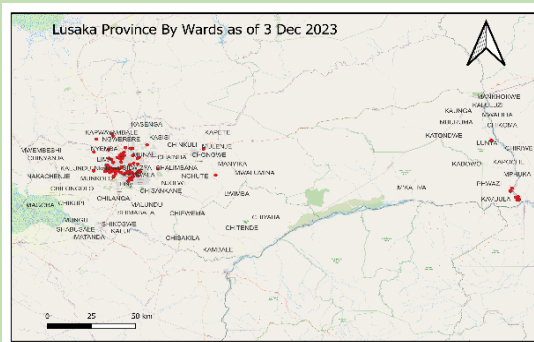
Chilanga District
New Cases last 24hrs: 3
Cumulative Cases: 31
Cumulative Deaths: 1, (CFR: 3.2%)

Eastern Province
New Cases last 24hrs: 0
Cumulative Cases: 1
Cumulative Deaths: 0 (CFR: 0%)

Vubwi District
New Cases last 24hrs: 0
Cumulative Cases: 1
Cumulative Deaths: 0 (CFR: 0%)

Epidemiological Overview

- 13 districts reported cholera outbreaks in 2023
- Four (5) districts currently in response mode
- First case in Lusaka was identified on 14.10.23 and culture-confirmed as Vibrio Cholera O1 Ogawa on 15.10.23. Vubwi District in Eastern Province reported a case of cholera (RDT positive) on 10/12/2023.
- 38 new cases identified in the preceding 24 hours were reported in Lusaka Province. No death was recorded. So far, Ngwerere has recorded 4 cholera cases from Chibombo's 6-miles area.

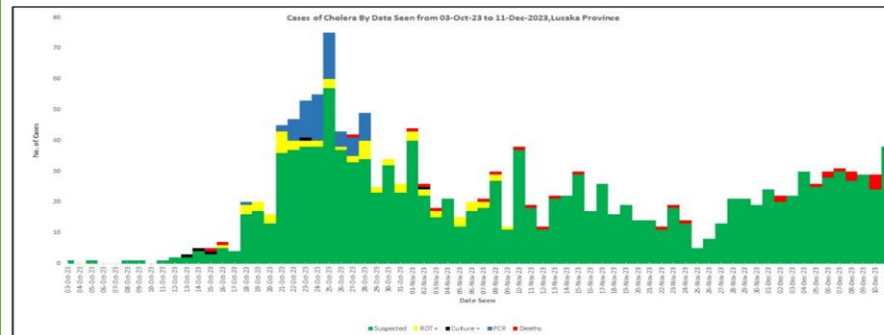


Response Activities

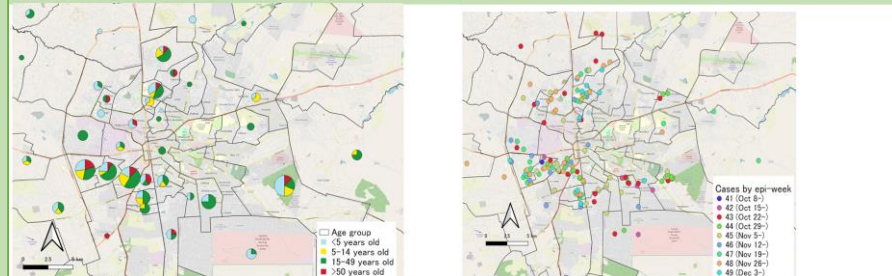
- JICA has supported 60 ORP Logistics for Lusaka and Chongwe Districts.
- 128 shippers of chlorine and 2 tents have been delivered to Chongwe District, Ngwerere area.
- Two water bowsers providing safe water to sewage compound in Ngwerere area.

EPIDEMIOLOGICAL CURVES

Epi-curve of Cases of Cholera in Lusaka Province, 3rd October to 11th December 2023



Age Proportion Per Township, Lusaka District as of 07/12/2023 Geographical Distribution of Cases, Lusaka District as of 07/12/2023



Current operational Gaps:

- Operational costs such as fuel for 3 vehicles per subdistrict, and water for patients/staff in CTCs
- Need surge staff in the CTCs/CTUs particularly to cover night shifts.
- Need to provide safe water in the communities such as sewage compound in Ngwerere where shallow wells are being used.