



# Zambia Cholera Outbreak | Situation as of 10<sup>th</sup> December 2023



**Risk Level: High; Grade 3 Event Sitrep No.87**

## Situation Awareness/ Highlights

Data as 10<sup>th</sup> December 2023

**National Cumulative Cases:** 2,124  
**Deaths:** 50  
**CFR:** 2.4%

**# Districts Reporting Cases:** 4

**Lusaka Province**  
 New Cases previous 24hrs: 24  
 Currently in admission: 55  
 Discharge Previous 24hrs: 29  
 Deaths in previous 24hrs: 5

Cumulative Cases: 1,241  
 PCR Positive: 79, Culture: 24  
 Cumulative Deaths: 32, CFR: 2.6%  
 Attack Rate: 37.9

**Lusaka District**  
 New Cases last 24hrs: 16  
 Cumulative Cases: 1,031  
 Cumulative Deaths: 24 (CFR: 2.3%)

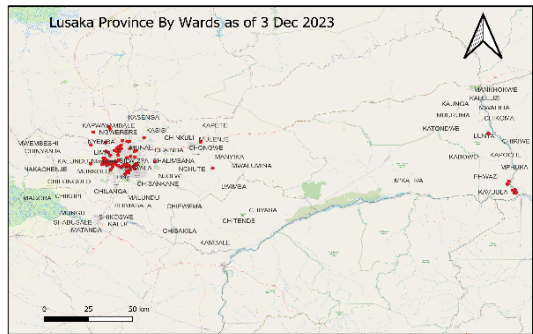
**Chongwe District**  
 New Cases last 24hrs: 7  
 Cumulative Cases: 56  
 Cumulative Deaths: 3 (CFR: 5.4%)

**Luangwa District**  
 New Cases last 24hrs: 0  
 Cumulative Cases: 126  
 Cumulative Deaths: 3, (CFR: 2.4%)

**Chilanga District**  
 New Cases last 24hrs: 1  
 Cumulative Cases: 28  
 Cumulative Deaths: 1, (CFR: 3.6%)

## Epidemiological Overview

- 13 districts reported cholera outbreaks in 2023
- Four (4) districts currently in response mode
- First case in Lusaka was identified on 14.10.23 and culture-confirmed as Vibrio Cholera O1 Ogawa on 15.10.23.
- 24 new cases identified in the preceding 24 hours were reported in Lusaka District. Five deaths were recorded. Four BIDs were from Kanyama, Chawama, Matero and Chipata Sub-district and one facility death from Luangwa, a Mozambique national. So far, Ngwerere has recorded 4 cholera cases from Chibombo's 6-miles area.
- 10 deaths reported in the last 72hrs mostly BIDs or within a few hours of admission showing the need for enhanced community engagement

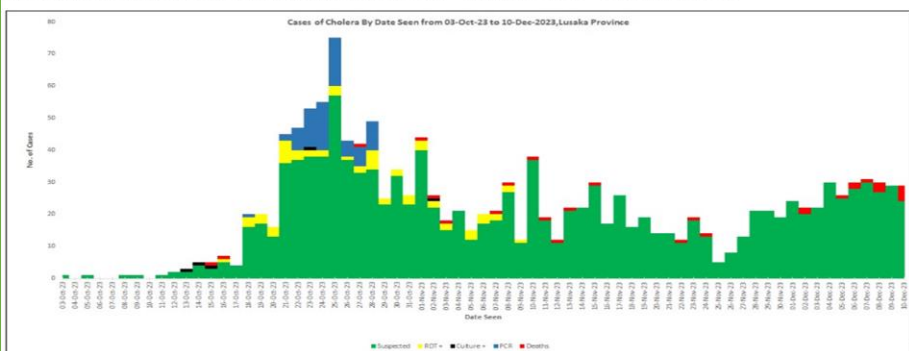


## Response Activities

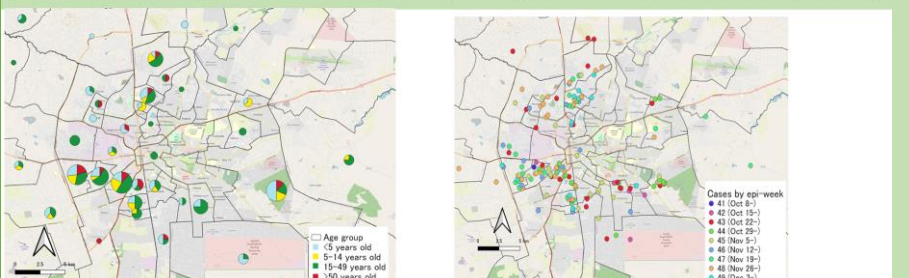
- JICA has supported 60 ORP Logistics for Lusaka and Chongwe Districts.
- 128 shippers of chlorine and 2 tents have been delivered to Chongwe District, Ngwerere area.
- Collection of case-based data, coordinates and missing data for cholera cases has started in Lusaka District with the help of FETP residents, PHEOC staff and US CDC.

## EPIDEMIOLOGICAL CURVES

Epi-curve of Cholera Cases in Lusaka Province, 3<sup>rd</sup> October to 10<sup>th</sup> December 2023



Age Proportion Per Township, Lusaka District as of 07/12/2023 Geographical Distribution of Cases, Lusaka District as of 07/12/2023



## Current operational Gaps:

- Operational costs such as fuel for 3 vehicles per subdistrict, food and water for patients/staff in CTCs
- Need surge staff in the CTCs/CTUs particularly to cover night shifts.
- Need to provide safe water in the communities such as sewage compound in Ngwerere where shallow wells are being used,